

Monitoring Report

CARBON OFFSET UNIT (CoU) PROJECT



Title: Carbon Credit Generation Project by NSL Sugars TSL at Desanur, Karnataka, India

Version: 2.0,

Date: 17/05/2025

First CoU Issuance Period: 12 years

Date: 01/01/2013 to 31/12/2024 (inclusive of both dates)





Monitoring Report (MR)
CARBON OFFSET UNIT (CoU) PROJECT

Monitoring Report	
Title of the project activity	Carbon Credit Generation Project by NSL Sugars TSL at Desanur, Karnataka, India
UCR Project Registration Number	476
Version	2.0
Completion date of the MR	17/05/2025
Monitoring period number and duration of this monitoring period	Monitoring Period Number: 01 Duration of this monitoring Period: (first and last days included (01/01/2013 to 31/12/2024)
Project participants	NSL Sugars Ltd.
Host Party	India
Applied methodologies and standardized baselines	CDM Methodologies: ACM0006: Electricity and heat generation from biomass, version16.0 Standardized baseline: Not applicable
Sectoral scopes	Scopes specific to ACM0006: 01 Energy industries (Renewable/Non-Renewable Sources)
Estimated amount of GHG emission reductions for this monitoring period in the registered PCN	2013: 84,628 CoUs (84,628 tCO ₂ eq)
	2014: 141,425 CoUs (141,425 tCO ₂ eq)
	2015: 128,925 CoUs (128,925 tCO ₂ eq)
	2016: 67,529 CoUs (67,529 tCO ₂ eq)
	2017: 9,379 CoUs (9,379 tCO ₂ eq)
	2018: 6,588 CoUs (6,588 tCO ₂ eq)
	2019: 9,708 CoUs (9,708 tCO ₂ eq)
	2020: 0 CoUs (0 tCO ₂ eq)
	2021: 3,573 CoUs (3,573 tCO ₂ eq)
	2022: 25,001 CoUs (25,001 tCO ₂ eq)
2023: 30,977 CoUs (30,977 tCO ₂ eq)	
2024: 0 CoUs (unit tCO ₂ eq)	
Total:	507,733 CoUs (507,733 tCO₂eq)

SECTION A. Description of project activity

A.1. Purpose and general description of project activity >>

a) Purpose of the project activity and the measures taken for GHG emission reductions >>

NSL Sugars Limited (NSL), is one of the most efficient sugar companies in south India and a sugar arm of 'NSL' group. NSL Group entered the 'sugar' business being related to agro- commercial crop business. NSL Group has taken over this plant under "NSL Sugars (Tungabhadra) Limited" during the year 2006 and increased its production capacity from 1500 MT/day to 3500 MT/day. The Project is owned by M/s NSL Sugars (Tungabhadra) Limited, hereby to be called as Project Proponent (also referred to as NSL TSL).

NSL Sugars plant has been working with the state of art equipment for sugar to achieve 3500 MT/day crushing and 28.2 MW bagasse based co-gen power plant since commissioning in 28/09/2011.

This is a GHG Project registered under UCR with Project ID 476. This registered project activity is located in Desanur Village, Siruguppa Taluka in the district of Bellary in Karnataka state. The main scope is generation of carbon credits due to an existing 28.2 MW bagasse-based co-generation unit at the Desanur sugar mill.

The scope is well recognized activity under GHG mechanisms due to the reduction of carbon emissions as compared to their respective baseline scenarios viz. displacement of grid electricity with the export power produced & supplied by NSL. This has been registered.

The Co-generation Unit:

The purpose of the project activity is to utilize available mill generated bagasse effectively for generation of steam and electricity for both in-house consumption and to export surplus electricity to the power grid. The project meets the captive steam and power requirement of sugar unit, co-generation (Cogen) plant auxiliaries and power requirement of the facilities. The balance power is exported as per PPA arrangements¹ made and then through open access to Indian Grid.

As per design specification, the unit has an existing co-generation unit with installed capacity of 28.2 MW turbine, out of which 2% of gross electricity generated is assumed to be imported electricity and 15% of gross electricity generated is assumed to be electricity used for captive-consumption and the remaining gross electricity is exported to the grid. PLF for the plant is assumed to be 60% and the plant is operational since commissioning on 28/09/2011.

The major equipment of the project activity comprises 110 Tons Per Hour (TPH) capacity steam generator with the outlet steam parameters of 110 atm and 540°C, 28.2 MW BHEL make double extraction cum condensing (DEC) type.

Plant designs is for 340 days per annum, which includes 310 days of crushing season, and balance 30 days during off-season (whereas plant operates on an average of 8 months in a year including the crushing season and some off-season months). The plant is designed with all other auxiliary plant systems like bagasse/biomass handling system with storage and processing arrangements, ash

¹ PPA was available for this site from 2016-17 to 2020-21, After PPA Completion, PP is exporting power through Open Access.

handling system, water treatment plant, cooling water system and cooling tower, De-Mineralized (DM) water plant, compressed air system and balance of plant including high pressure piping etc. for its successful operation. The provision of extraction cum condensing machine allows the possibility of operating the plant during the off-season with the saved bagasse and procured surplus biomass residues.

NSL Sugars (Tungabhadra) Limited, project activity has implemented the steps which are well recognized activities under GHG mechanisms due to the reduction of carbon emissions as compared to the baseline scenarios viz. displacement of grid electricity with the export power produced & supplied from the co-generation unit. Thus, NSL TSL, project activity helps to contribute to emission reductions as well as SDG targets creating a sustainable pathway.

b) Brief description of the installed technology and equipment>>

The project activity involves 1 x 110 TPH boiler with high pressure and temperature configuration (110 atm and 540 °C), 1 x 18 MW back pressure and 1 x 8 MW Double extraction cum condensing Turbine Generator set. The cogeneration cycle for the plant is designed as regenerative cycle with high pressure feed water heater and one low-pressure feed water heater. The plant is generating more than three to four times power as compared to the power generated by the sugar mill of same capacity having conventional low pressure and temperature steam configuration with back pressure turbines. Although very few bagasse/biomass based cogeneration power plants are designed with above mentioned high pressure and temperature parameters, the technology is well proven worldwide.

Some of the salient features of the project equipment can be found in the below mentioned table:

Boiler Specifications	Values
Heating surface	5678 sq.m.
Boiler working pressure	110 atm.
Steam capacity	110TPH
Steam Temperature	540 °C ± 5 °C
Boiler Make	M/s ISGEC
Type	Single Drum, Water Tube Type

Steam Turbine Specification	Values
Make	BHEL
Model	EHNK-40/60 – 3
Type of machine	Double Extraction Cum condensing
No. of stages	Multi stage
Output rating	28200 kW
Turbine speed	6838 rpm
Steam pressure	110 atm
Stator Voltage	11000V
Stator Current	1850A
Rotor Voltage	186.3V
Rotor Current	1500 A
Serial No	678

c) Relevant dates for the project activity (e.g. construction, commissioning, continued operation periods, etc.)>>

UCR Project ID or Date of Authorization	: 476
Start Date of Crediting Period	: 01/01/2013
Project Commissioning dates	: 28/09/2011
Current Monitoring Period	: 01/01/2013 to 31/12/2024

d) Total GHG emission reductions achieved or net anthropogenic GHG removals by sinks achieved in this monitoring period>>

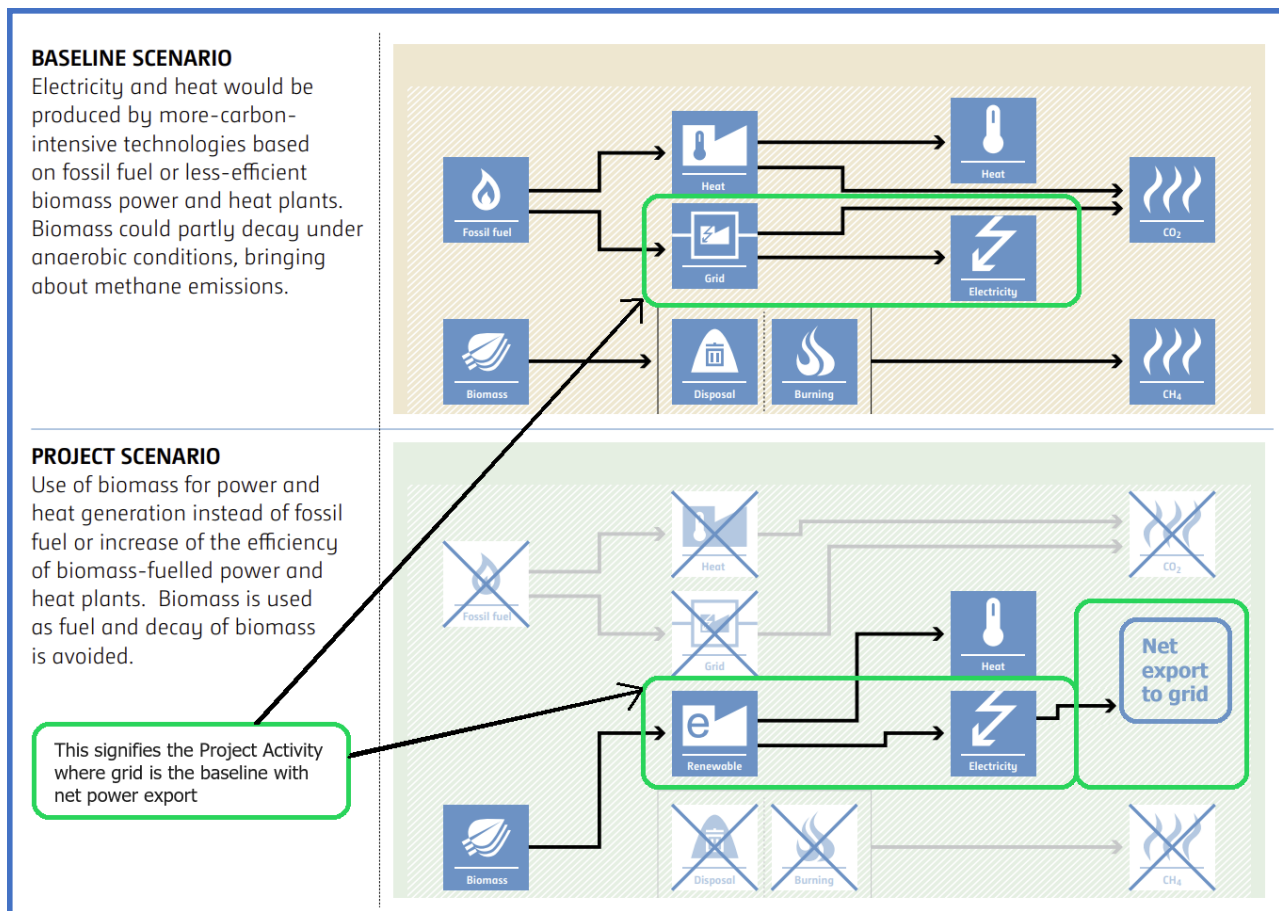
The total GHG emission reductions achieved in this monitoring period is as follows:

Summary of the ERs Generated for the Monitoring Period (Scope 1)

Start date of this Monitoring Period	01/01/2013
Carbon credits claimed up to	31/12/2024
Net CoUs generated (tCO ₂ eq)	564,148 tCO ₂ eq
Leakage	0
Adjustment factor of 10% as per UCR guidance for PE	10% of 564,148 tCO ₂ eq (but applied vintage wise)
Hence, final net adjusted ER	507,733 tCO₂eq

e) Baseline Scenario>>

The baseline and project scenario for the project activity is shown below as per methodological guidance:



The proposed project activity uses bagasse as fuel for cogeneration unit. The bagasse is a renewable biomass fuel, thus does not add any carbon dioxide to the atmosphere because of the carbon recycling during the growth of sugar cane. Therefore, the project activity will lead to zero CO₂ on-site emissions associated with bagasse combustion.

On an average 8 months in a year including the crushing season and some off season months is considered for the project activity². Without the project activity, the required amount of electricity would have been supplied to the grid by the fossil fuel dominated grid mix and which would have led to continuous CO₂ emissions. With the use of biomass fuel, there will be GHG reductions as it would avoid equivalent amount of GHG emissions.

A.2. Location of project activity>>

Project has been implemented at Desanur village, District– Ballary, Karnataka, India. It is located at latitude of 15⁰39’44” N and longitude of 76⁰52’27” E.

² Actual generation months will be monitored for each monitoring period to calculate the gross electricity generation from the project activity.

Country : India
 District : Ballary
 Village : Desanur
 Tehsil : Siruguppa
 State : Karnataka
 Pin Code : 583121
 Latitude : 15°39'44" N
 Longitude : 76°52'27" E



Maps Showing the exact project location

A.3. Parties and project participants >>

Party (Host)	Participants
India	Project Owner: M/s NSL Sugars (Tungabhadra) Limited Address: Desanur, Siruguppa Taluka, Ballary District, Karnataka-583121, India.

Since project owner is also the representor in UCR for this project, hence no representative or separate participants are applicable.

A.4. References to methodologies and standardized baselines >>

SECTORAL SCOPE : 01 Energy industries (Renewable/Non-renewable sources)
TYPE - I : Renewable Energy Projects
CATEGORY : ACM0006- Electricity and heat generation from biomass,
Version 16.0.

Applicability of methodologies and standardized baselines >>

The scale of the activity is under the project Type-I and the project activity remained under the limit of 26 MW every year during the crediting period. Therefore, the GHG emission reductions that are claimed remains within the limit of its type as per the applied methodology.

A.5. Crediting period of project activity >>

Length of the crediting period corresponding to this monitoring period: 11 years, 10 month.
Date: 01/01/2013 to 31/10/2024 (inclusive of both dates).

A.6. Contact information of responsible persons/entities >>

Entity	Details
NSL Sugars Ltd.	Project Owner: M/s NSL Sugars (Tungabhadra) Limited Address: Desanur, Siruguppa Taluka, Ballary District, Karnataka-583121, India.

SECTION B. Implementation of project activity

B.1. Description of implemented registered project activity >>

a) Provide information on the implementation status of the project activity during this monitoring period in accordance with UCR PCN>>

(Technical information given in **Section – A.1.(b)**)

b) For the description of the installed technology(ies), technical process and equipment, include diagrams, where appropriate>>

(Technical information given in **Section – A.1.(b)**)

B.2 Do no harm or Impact test of the project activity>>

There are social, environmental, economic and technological benefits determined by the project activity which contributes to sustainable development.

Social benefits:

- Project activity had contributed to employment generation in the local and surrounding areas for both skilled and unskilled people for technical operations as well as the maintenance of the plant and equipment.
- Employees living in campus are provided with various facilities such as Primary School, School bus, Dispensary with Medical officer, Male nurse, Ambulance etc
- It has created a steady income and improved skills in the jobs for the workers at the facility.
- The project activity is also contributing to the national energy security by reducing the consumption of fossil fuels.
- The technology used in the project is proven and safe for power generation.
- The technological advancement and will help in capacity building.

Environmental benefits:

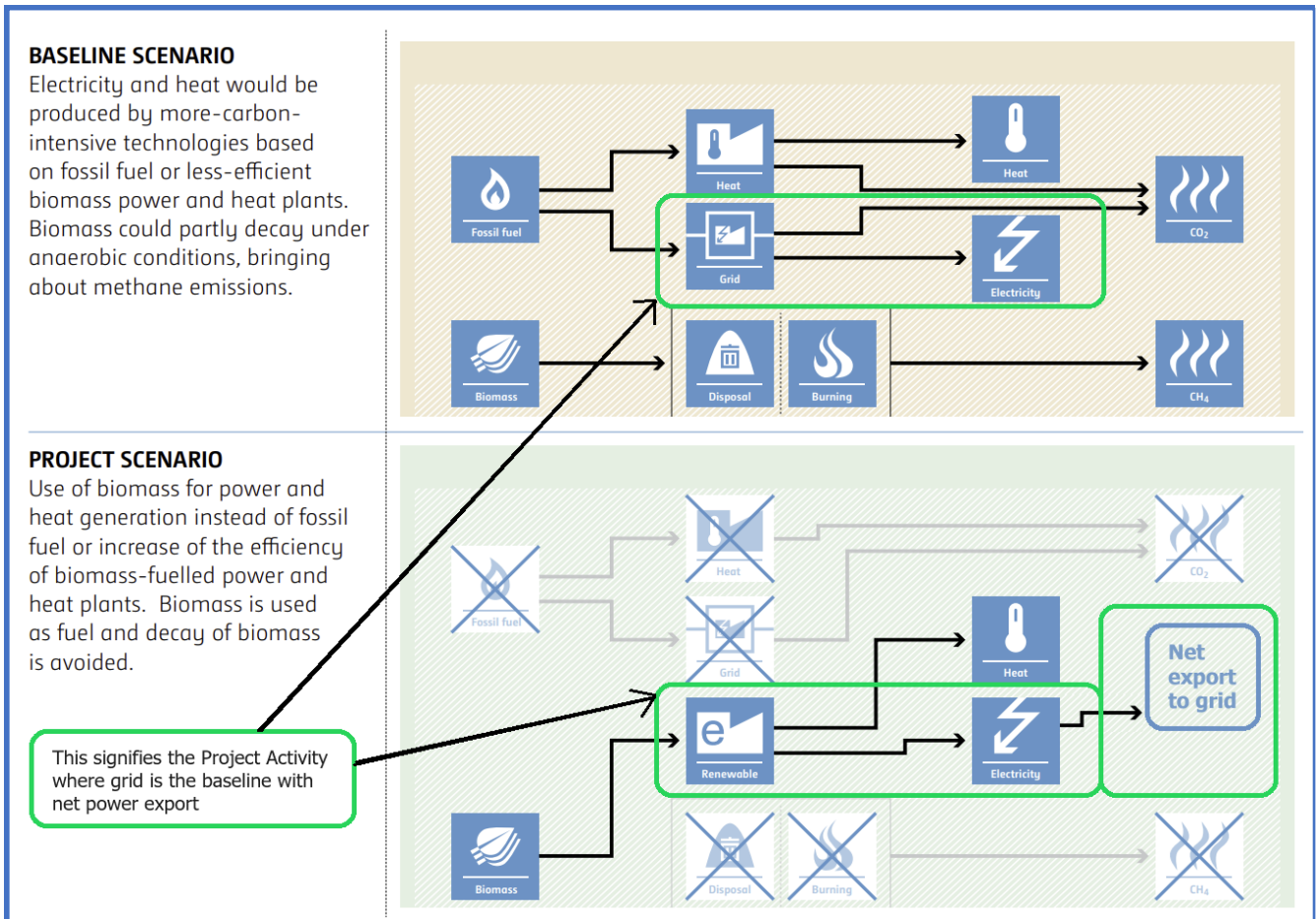
- The project has a renewable energy component that uses bagasse as a fuel for power generation and heat. It is a voluntary process and not mandated by any environmental laws of India. As the power generation and heat requirement is done by use of renewable biomass, project activity positively contributes to reduction in use of finite natural resources like coal, gas and oil which would have otherwise been used for equivalent power production. Therefore, this project activity helps in creating environment sustainability by reduction of GHG emission in the atmosphere.
- Avoids global and local environmental pollution, leading to reduction of GHG emissions.
- The bagasse generated in sugar mills in the region are generally in excess and hence get disposed in unplanned ways including dumping into nearby land or rivers. This will be reduced.

Economic benefits:

- The project activity creates employment opportunities during the project stage and operation and maintenance of the Cogen power plant.
- The project activity results in saving the coal and allowing it to be diverted to other needy section of the economy.
- The project activity creates employment opportunities during the project stage and operation and maintenance of the boiler, turbines.
- The increase in demand of bagasse exerted by the project has led to have an effect on its price and generates additional revenue for the sugarcane farmers.
- The biomass-based power generating plant facilitates the availability of continuous and sustained power to the local industries and agricultural farmers located in remote areas, thereby avoiding the load shedding and low frequency of power.
- The implementation of the project activity has helped to uplift and create a sustainable growth in the local and surrounding regions.
- The use of this technology encourages its efficient development and thereby reducing GHG emissions.

B.3. Baseline Emissions>>

The baseline and project scenario for the project activity is shown below as per methodological guidance:



The proposed project activity uses bagasse as fuel for cogeneration unit. The bagasse is a renewable biomass fuel, thus does not add any carbon dioxide to the atmosphere because of the carbon recycling during the growth of sugar cane. Therefore, the project activity will lead to zero CO₂ on-site emissions associated with bagasse combustion.

On an average 8 months in a year including the crushing season and some off season months is considered for the project activity³. Without the project activity, the required amount of electricity would have been supplied to the grid by the fossil fuel dominated grid mix and which would have led to continuous CO₂ emissions. With the use of biomass fuel, there will be GHG reductions as it would avoid equivalent amount of GHG emissions.

³ Actual generation months will be monitored for each monitoring period to calculate the gross electricity generation from the project activity.

B.4. Debundling>>

This project is not a de-bundled component of a larger project activity. There is no registered large-scale UCR project activity or a request for registration by another small-scale project activity with the following conditions:

- by the same project participant;
- in the same project category and technology/measure;
- whose project boundary is within 1 km of the project boundary of the proposed small-scale activity at the closest point.

The Desanur Unit is a stand-alone plant with no other adjacent facilities nearby.

SECTION C. Application of methodologies and standardized baselines

C.1. References to methodologies and standardized baselines >>

SECTORAL SCOPE : 01 Energy industries (Renewable/Non-renewable sources)
TYPE - I : Renewable Energy Projects
CATEGORY : ACM0006- Electricity and heat generation from biomass,
Version 16.0.

C.2. Applicability of methodologies and standardized baselines >>

Standardized Baseline : Not applicable.

The Methodological applicability : The methodological applicability has been demonstrated below:

Applicability Criteria & Project Conditions are demonstrated below:

1. The methodology is applicable under the following conditions:

- a. Biomass used by the project plant is limited to biomass residues, biogas, RDF2 and/or biomass from dedicated plantations;
- b. Fossil fuels may be co-fired in the project plant. However, the amount of fossil fuels co-fired does not exceed 80% of the total fuel fired on energy basis.
- c. For projects that use biomass residues from a production process (e.g. production of sugar or wood panel boards), the implementation of the project does not result in an increase of the processing capacity of (the industrial facility generating the residues) raw input (e.g. sugar, rice, logs, etc.) or in other substantial changes (e.g. product change) in this process;
- d. The biomass used by the project plant is not stored for more than one year;
- e. The biomass used by the project plant is not processed chemically or biologically (e.g. through esterification, fermentation, hydrolysis, pyrolysis, bio- or chemical-degradation, etc.) prior to combustion. Drying and mechanical processing, such as shredding and palletisation, are allowed.

The project activity uses 100% bagasse in the power plant. No fossil fuel co-firing occurs in this project activity. The biomass utilized under the project is bagasse, which is supplied continuously during season and thereafter without storing for more than a year. Also, the bagasse is directly used as fuel without any pre-processing.

Therefore, criteria a, b, c, d, e is applicable.

2. In the case of fuel switch project activities, the use of biomass or the increase in the use of biomass as compared to the baseline scenario is technically not possible at the project site without a capital investment in:
 - a. The retrofit or replacement of existing heat generators/boilers; or
 - b. The installation of new heat generators/boilers; or
 - c. A new dedicated supply chain of biomass established for the purpose of the project (e.g. collecting and cleaning contaminated new sources of biomass residues that could otherwise not be used for energy purposes); or

- d. Equipment for preparation and feeding of biomass.

The project is a new greenfield project and thus these criteria are not applicable.

- 3. If biogas is used for power and heat generation, the biogas must be generated by anaerobic digestion of wastewater, and:
 - a. If the wastewater generation source is registered as a CDM project activity, the details of the wastewater project shall be included in the PDD, and emission reductions from biogas energy generation are claimed using this methodology;
 - b. If the wastewater source is not a CDM project, the amount of biogas does not exceed 50% of the total fuel fired on energy basis.

There is no production of biogas and hence this criterion is not applicable.

- 4. In the case biomass from dedicated plantations is used, the “TOOL16: Project and leakage emissions from biomass” shall apply to determine the relevant project and leakage emissions from cultivation of biomass and from the utilization of biomass residues.

The bagasse produced as a waste of the sugar mill is being used for the generation of steam and hence this criterion is also not applicable.

- 5. The methodology is only applicable if the baseline scenario, as identified per the “Selection of the baseline scenario and demonstration of additionality” section hereunder, is:
 - a. For power generation: scenarios P2 to P7, or a combination of any of those scenarios; and
 - b. For heat generation: scenarios H2 to H7, or a combination of any of those scenarios;
 - c. If some of the heat generated by the CDM project activity is converted to mechanical power through steam turbines, for mechanical power generation: scenarios M2 to M5:
 - i. In cases M2 and M3, if the steam turbine(s) are used for mechanical power in the project, the turbine(s) used in the baseline shall be at least as efficient as the steam turbine(s) used for mechanical power in the project;
 - ii. In cases M4 and M5, steam turbine(s) generating mechanical power to be used for the same purpose as in the baseline are not allowed;
 - d. For the use of biomass residues: scenarios B1 to B5, or a combination of any of those scenarios;
 - e. For the use of biogas: scenarios BG1 to BG3, or a combination of any of those scenarios.

As per the UCR list of eligible projects and methodologies found in the UCR Program Manual Ver. 4, this criterion is not applicable.

C.3 Applicability of double counting emission reductions >>

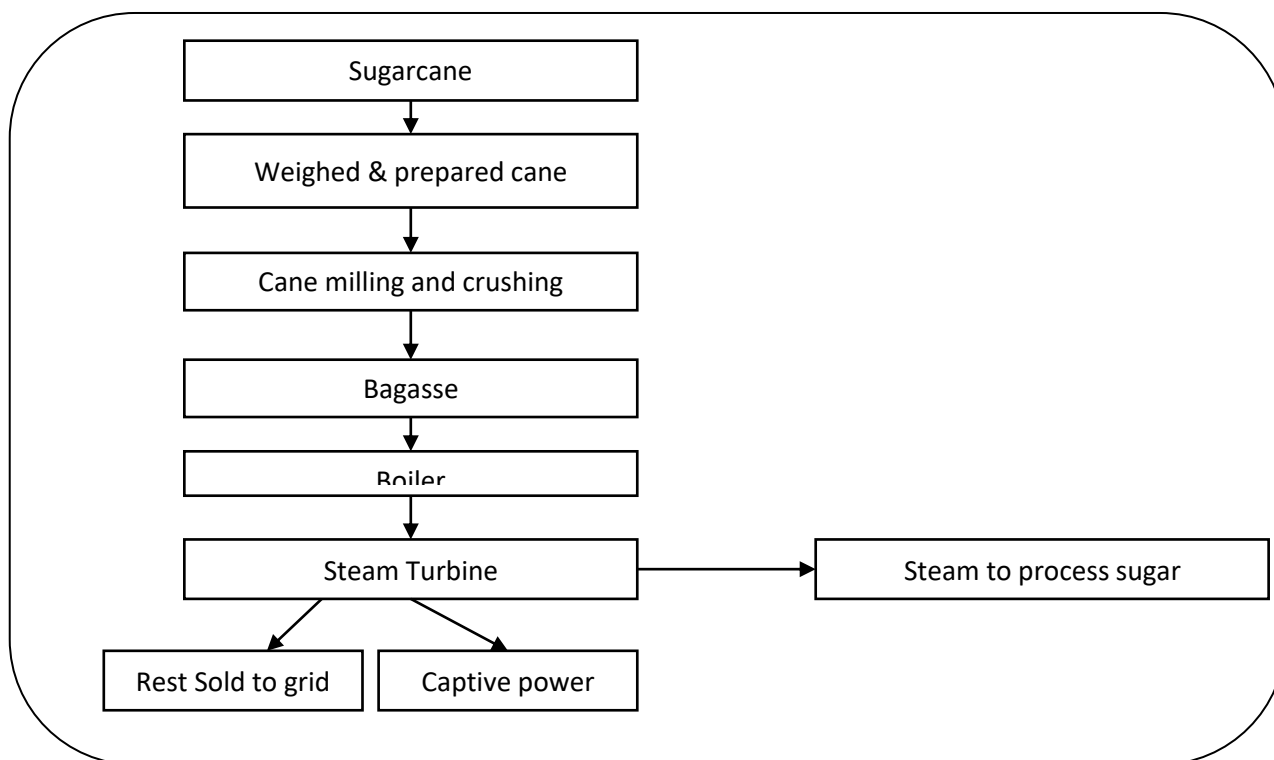
The project activity does not incur any double accounting of emission reductions as the project is not registered in any other registry other than UCR.

Under UCR registration is being considered with crediting period only from 01/01/2013. Thus, there is no double accounting of emission reductions.

C.4. Project boundary, sources and greenhouse gases (GHGs)>>

The project boundary includes the physical, geographical site(s) of:

- All plants generating power/and/or heat located at the project site, whether fired with biomass, fossil fuels or a combination of both
- All power plants connected physically to the electricity system(grid) that the project plant is connected to
- The means of transportation of biomass to the project site
- If the feedstock is biomass residues, the site where the biomass residues would have left for decay or dumped.



The inclusion and exclusion of GHG Source from the project boundary is demonstrated below:

EXAMPLE	Source	GHG	Included?	Justification/Explanation
	Emissions from fossil fuel in Grid baseline power generation	CO ₂	Yes	It is the major source of emission
		CH ₄	No	Excluded for simplification. This is conservative

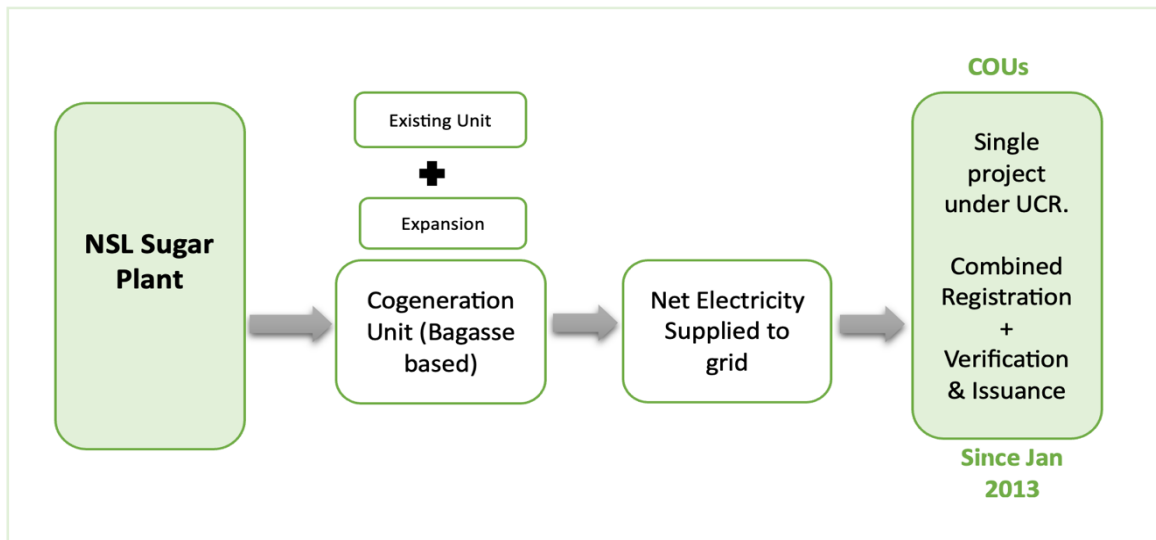
Baseline Activity		N ₂ O	No	Excluded for simplification. This is conservative
	Emissions from uncontrolled burning or decay of biomass residue	CO ₂	No	Excluded for simplification. This is conservative
		CH ₄	No	Excluded for simplification. This is conservative
		N ₂ O	No	Excluded for simplification. This is conservative
Project Activity	Emissions from onsite fossil fuel consumption	CO ₂	Yes	There is no fossil fuel, however electricity is consumed at the project site due to the project activity. Hence, import grid electricity is considered for project emissions.
		CH ₄	No	Excluded for simplification. This is conservative
		N ₂ O	No	Excluded for simplification. This is conservative
	Emissions from off-site transportation of biomass	CO ₂	No	Though it is an important emission source, but the input biomass is bagasse which is available within the sugar mill, hence off-site transportation is not applicable.
		CH ₄	No	Excluded for simplification. This emission source is assumed to be very small.
		N ₂ O	No	Excluded for simplification. This emission source is assumed to be very small.
	Emissions from combustion of biomass for electricity and heat	CO ₂	No	It is assumed that CO ₂ emissions from surplus biomass do not lead to changes of carbon pools in the LULUCF sector.
		CH ₄	No	This emission is not included as CH ₄ emissions from uncontrolled burning or decay of biomass residue in the baseline scenario is not included.

		N ₂ O	No	Excluded for simplification. This emission source is assumed to be very small.
Emissions from wastewater from the treatment of biomass		CO ₂	No	As per methodology, it is assumed that CO ₂ emissions from surplus biomass do not lead to changes of carbon pools in the LULUCF sector.
		CH ₄	No	As per methodology, this emission source shall be included in cases where the waste-water is treated (partly) under anaerobic conditions. However, there is a proper waste-water treatment facility and methane is not captured or utilized, hence not included .
		N ₂ O	No	Excluded for simplification. This emission source is assumed to be very small. in cases biomass from dedicated plantation is used. Hence, excluded
Emission from Cultivation of land to produce biomass feedstock		CO ₂	No	As per methodology, this emission source shall be included in cases biomass from dedicated plantation is used. However, as already demonstrated under the methodology eligibility section, though the origin of feedstock is sugarcane which is a dedicated plantation however the input biomass feedstock in the co-generation unit is only bagasse, which is a waste biomass comes under 'renewable biomass' category
		CH ₄	No	As per methodology, this emission source shall be included in cases biomass from dedicated plantation is used. Hence, excluded
		N ₂ O	No	As per methodology, this emission source shall be included in cases biomass from

				dedicated plantation is used. Hence, excluded
--	--	--	--	--

I. Other adjustments as may be applied

10% adjustment : For large-scale project activities, apply a net-to-gross adjustment of 10%, i.e. multiply the emission reductions determined based on the applied methodology by 0.9 to determine the final amount of emission reductions that can be claimed per vintage.



A representative diagram of the overall project activity is given below

C.5. Establishment and description of baseline scenario (UCR Protocol) >>

In absence of the project activity equivalent energy would have been generated and supplied to the grid by the power plants connected to the grid which are dominated by fossil fuel fired power generation unit.

Emission reductions are calculated as follows:

$$ER_y = BE_y - PE_y - LE_y$$

Where,

- ER_y = Emissions reductions in year y (tCO₂)
- BE_y = Baseline emissions in year y (tCO₂)
- PE_y = Project emissions in year y (tCO₂)
- LE_y = Leakage emissions in year y (tCO₂)

In many cases, it may be difficult to clearly determine the precise mix of power generation in the grid and power or heat generation with biomass residues or fossil fuels that would have occurred in the absence of the CDM project activity. For this reason, this methodology adopts a conservative approach based on the following assumptions and taking into account any technical and operational constraints:

- a) Biomass residues, if available in the baseline scenario, would be used in the baseline as a priority for the generation of power and heat over the use of any fossil fuels;
- b) When different types of biomass result in different levels of heat generation efficiency, the allocation of biomass shall be guided to maximize the heat generation efficiency of the set of heat generators;
- c) If different types of fossil fuels can technically be used in the heat generators, the type of fossil fuel used should be guided by the principle that fossil fuels would be used so as to maximize the heat generation efficiency of the set of heat generators;
- d) Where heat can technically be generated in more than one heat generator, it should be assumed that it is generated from the most efficient to the less efficient heat generators to the maximum extent possible, taking into account any technical and operational constraints, including co-firing and the partial use of the heat generator in the previous steps;
- e) The heat provided by heat generators is used first in heat engines which operate in cogeneration mode, then in thermal applications to satisfy the heat demand, and after that in heat engines which operate for the generation of power only;
- f) Where heat can technically be used in more than one engine type, it should be allocated from the most efficient to the less efficient heat engines to the maximum extent possible;
- g) Where heat can technically be used in more than one cogeneration heat engine type, it should be assumed that it is allocated so as to maximize the cogeneration of process heat.

The methodology provides detailed equations with all possible combinations for baseline scenarios and corresponding emissions reduction calculations are prescribed. The example is sited below:

Baseline emissions are calculated as follows:

$$BE_y = EL_{BL,GR,y} \times EF_{EG,GR,y} + \sum FF_{BL,HG,y,ff} \times EF_{FF,y,f} + EL_{BL,FF/GR,y} \times \min(EF_{EG,GR,y}, EF_{EG,FF,y}) + BE_{BR,y}$$

BE_y = Baseline emissions in year y (tCO₂)

$EL_{BL,GR,y}$ = Baseline electricity sourced from the grid in year y (MWh)

$EF_{EG,GR,y}$ = Grid emission factor in year y (tCO₂/MWh)

$FF_{BL,HG,y,ff}$ = Baseline fossil fuel demand for process heat in year y (GJ)

$EF_{FF,y,f}$ = CO₂ emission factor for fossil fuel type f in year y (tCO₂/GJ)

$EL_{BL,FF/GR,y}$ = Baseline uncertain electricity generation in the grid or on-site or off-site power-only units in year y (MWh)

$EF_{EG,FF,y}$ = CO₂ emission factor for electricity generation at the project site or off-site plants in the baseline in year y (tCO₂/MWh)

$BE_{BR,y}$ = Baseline emissions due to disposal of biomass residues in year y (t CO_{2e})

f = Fossil fuel type

However, for this project activity scope a simplified approach has been considered where net electricity export from the project is considered for ER estimation. This is because of the following rationale:

Rational 1:

The project activity uses bagasse for its captive thermal and electrical energy which is a common practice across the sugar mills. The fuel used for the project activity is entirely carbon neutral biomass residue. In absence of the project activity, plant would not have exported green power to grid and consequently other thermal power plants which are dominated by fossil fuels would generate electricity and supply equivalent energy to grid. Hence the emission reduction can only be calculated for the replacement of equivalent grid-mix energy, which would be exported to grid by this project activity, with renewable electricity.

Rational 2:

As per UCR guideline, released on 03/08/2022, it was prescribed that:

Project activities using biomass derived as a by-product from their manufacturing process within the project boundary (e.g. bagasse from sugar mills, husk from rice mills etc), can only claim CoUs under the UCR carbon program for the quantity of biomass based renewable power (electricity) exported to the regional/local grid.

Thus, considering the methodological provision as well as the above two rationale applicable to the current project scenario (i.e. Scope 1 defined under this project), the baseline calculation has been prescribed as follows:

The equation to calculate baseline reduces to:

$$BE_y = EL_{BL,GR,y} \times EF_{EG,GR,y} \dots\dots\dots \text{Final Eq 1}$$

Where,

- BE_y = Baseline emissions in year y (t CO₂)
- $EL_{BL,GR,y}$ = Baseline electricity sourced from the grid in year y (MWh)
- = Net electricity produced from the co-gen unit that has been supplied to grid (MWh)
- $EF_{EG,GR,y}$ = Grid emission factor in year y (t CO₂/MWh)

Determine $EG_{BL,GR,y}$ for the current project activity:

As mentioned above, the parameter $EG_{BL,GR,y}$ is “the amount of electricity that would be sourced from the grid in the baseline” which is now redefined for the current project activity considering that it was implemented as a green-field project at the time of commissioning and hence only the captive consumption or the in-house load is the total on-site and off-site power that would have been sourced from the grid; hence the net export power available to the grid is additional. Hence, this is in line with the provision of CoUs claim allowed by UCR for Sugar industry.

Thus, the final equation is reduced to as follows:

$$BE_y = EL_{BL,GR,y} \times EF_{EG,GR,y}$$

Here, $EL_{BL,GR,y} = EL_{BL,net,exp}$ **Final Eq 2**

where, $EL_{BL,net,exp}$ is the net-export units attributed to CoU calculation, which is estimated assuming that the amount of electricity generated on-site using the bagasse based co-gen unit (limited by the installed capacity of the project) after adjusting all the captive load available in the baseline scenario (on-site and off-site); whereas any import power shall be separately accounted for project emission as prescribed in below sections.

Thus, the overall calculation is simplified as well as the most conservative, defined as follows:

$$EL_{BL,net,exp} = EL_{co-gen,project} - EL_{cap,n} \dots\dots\dots\text{Final Eq 3}$$

Where:

$EL_{co-gen, project}$ = Total electricity produced by the co-gen unit in year y (MWh)

$EL_{cap,n}$ = Total captive loads (starting from consumption point 1 to n), in year y (MWh)

Note: These captive loads shall be properly defined during the monitoring period under the UCR MR. The values shall be sourced from the plant records and to be calculated manually as per above equation to arrive at the $EL_{BL,net,exp}$.

Determine the emission factor of grid electricity generation ($EF_{EG,GR,y}$)

A "grid emission factor" refers to a CO₂emission factor (tCO₂/MWh) which will be associated with each unit of electricity provided by an electricity system. The UCR recommends an emission factor of 0.9 tCO₂/MWh for the 2014-2020 years as a fairly conservative estimate for Indian projects not previously verified under any GHG program. Also, latest [CEA database version 19.0](#) recommends the combined emission factor as 0.91 tCO₂/MWh which is higher than the UCR recommended emission factor hence following the conservative approach UCR default emission factor has been considered to calculate the emission reduction under conservative approach.

Thus, $EF_{EG,GR,y} = 0.9 \text{ tCO}_2\text{eq/MWh}$.

Project & Leakage Emissions:

The project emission consideration can be referred from the para 101 of the applied methodology:

$$PE_y = PE_{Biomass,y} + PE_{FF,y} + PE_{GR1,y} + PE_{GR2,y} + PE_{CBR,y} + PE_{BG2,y}$$

Here, the project activity has considered the following considerations:

$PE_{CBR,y} = 0$.

As per para 108, if project proponents chose to include emissions due to uncontrolled burning or decay of biomass residues in the calculation of baseline emissions, then emissions from the combustion of this category of biomass residues have also to be included in the project scenario. Otherwise, this emission source may be excluded.

$PE_{BG2,y} = 0$.

The project activity does not include biogas.

PE_{FF,y} = 0.

The project activity does not include any fossil fuel.

PE_{GR2,y} = 0.

The project activity does not include emission reduction in electricity generation at the project site.

PE_{GR1,y} = YES.

As per para 106, if electricity is imported from the grid to the project site during year y, corresponding emissions should be accounted for as project emissions, as follows:

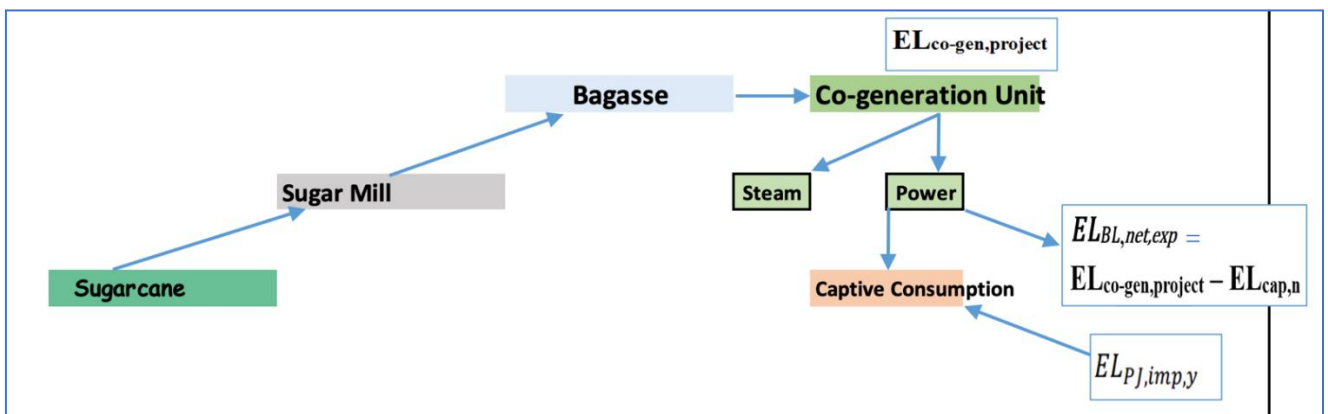
$PE_{GR1,y} = EF_{EG,GR,y} \times EL_{PJ,imp,y}$	
Where:	
$PE_{GR1,y}$	= Emissions during the year y due to grid electricity imports to the project site (t CO ₂)
$EL_{PJ,imp,y}$	= Project electricity imports from the grid in year y (MWh)
$EF_{EG,GR,y}$	= Grid emission factor in year y (t CO ₂ /MWh)

Leakage emissions: For the current project activity, leakage emission is considered as zero as power generation is based on bagasse which is available from the same sugar factory. Hence both availability and transportation related concerns are eliminated.

LE_y = 0.

Adjustment Factor: As per UCR Guideline dated 04/10/2023 on default PE's for biomass projects via update (source: <https://medium.com/@UniversalCarbonRegistry/biomass-based-power-thermal-energy-project-transport-emissions-related-default-parameters-6dea0e40c938>), the “**Net-to-gross adjustment of 10%**” has been applied as per UCR guidance for biomass projects.

A representative diagram is included below to demonstrate the baseline emission consideration as per the above justifications:



A. Ex-ante estimated emission reductions for reporting purposes:

The primary equation for net emission reduction calculation is:

$$ER_y = BE_y - PE_y - LE_y$$

Here,

$$LE_y = 0$$

PE_y = Emissions specific to import electricity, to be calculated on actuals.

BE_y = Baseline emissions reductions, to be referred from the Final Eq (1) and to be calculated using the parameters and sub-parameters under the Final Eq 2 & 3.

Applying the defined equations (i.e. Final Eq 1, 2 & 3), an ex-ante estimation for an year under the project activity has been performed as follows (Refer ER Sheet for further calculation references):

$$\begin{aligned} EL_{BL,GR,y} &= EL_{BL,net,exp} \\ &= EL_{co-gen,project} - EL_{cap,n} = 178,704 \text{ MWh} - 71,481 \text{ MWh} = 107,222 \text{ MWh}^4 \end{aligned}$$

$$\text{Hence, } BE_y = EL_{BL,GR,y} \times EF_{EG,GR,y} = 107,222 \text{ MWh} \times 0.9 \text{ tCO}_2\text{e/MWh} = 96,500 \text{ tCO}_2\text{e}$$

$$PE_y = EF_{EG,GR,y} \times EL_{PJ,imp,y} = 3,574 \text{ MWh} \times 0.9 \text{ tCO}_2\text{e/MWh} = 3,216 \text{ tCO}_2\text{e}$$

$$ER_y = 96,500 - 3,216 = 93,283 \text{ tCO}_2\text{e}$$

Final ER_y after applying adjustment factor:

$$\text{Final } ER_y = 93,283 - 10\% = 83,955 \text{ tCO}_2\text{e}$$

The exact ER estimation and accounting for current monitoring period to be referred from the ER sheet submitted.

⁴ For the purpose of ex-ante estimates and values refer ER sheet and for the purpose of calculation, the PLF for plant was assumed 60% and 40% inhouse electricity consumption and 2% import was assumed. Actual values will be considered during verification process and final CoUs shall be calculated.

C.6. Prior History>>

The project activity has not been applied for any other GHG program for generation or issuance of carbon offsets or credits for the said crediting period. This can be verified from the project databases of different GHG standards.

However, the plant is operational since the date of its commencement which signifies that the GHG contributions are continuous. Additionally, NSL keeps different good practices within the project boundary to achieve all possible sustainability.

C.7. Monitoring period number and duration>>

Monitoring period : First Monitoring period

Period : 12 years.

Start date & End date: 01/01/2013 to 31/12/2024

C.8. Changes to start date of crediting period >>

There is no change in the start date of crediting period under UCR⁵.

This project activity is newly applied under UCR with an assigned crediting period starting from 01/01/2013, which will be considered for verification in due course. Hence, currently there is no change in start date of crediting period.

C.9. Permanent changes from PCN monitoring plan, applied methodology or applied standardized baseline >>

This project activity is newly applied under UCR with an assigned crediting period starting from 01/01/2013, which will be considered for verification in due course. Hence, there are no permanent changes from registered PCN monitoring plan and applied methodology. Whereas, simplified approach of the methodologies has been demonstrated under the previous section B.5.

⁵ There is no change in crediting period dates, however, PP have extended the monitoring period by 2 months and now the end date of current monitoring period is 31/12/2024 as compared to 31/10/2024.

C.10. Monitoring plan>>

The key monitoring parameter for scope-1 project activity is mainly dependent on electricity parameters. The monitoring of electricity data revolves around the power generation from the turbine generators and the auxiliary consumption of the power plant. All auxiliary units at the power plant are metered and there are also main meters attached to each turbine generator to determine their total generation.

Since net export values are finally utilized for calculation of CoUs hence all electricity related values are monitored, recorded and finally made available digitally (i.e. in excel format). This consolidated excel file will be used for calculation purposes.

Thus, monitoring plan can be summarized as follows:

Data type	: monitored and recorded data
Recording process	: on-site recording using energy meters
Monitoring tools	: energy meters ⁶ .
Archive	: to be recorded and/or archived in excel formats.
QA/QC process	: the meters are calibrated on regular interval, at least once in 5 years.
Internal process	: regular trainings at plant level.
Reporting	: Internal reporting by NSL team, followed by UCR reporting by concerned team / consultant.

Data and Parameters available at validation/during UCR registration (i.e. ex-ante values):

Data / Parameter	UCR recommended emission factor ($EF_{EG,GR,y}$)
Data unit	tCO ₂ /MWh
Description	A "grid emission factor" refers to a CO ₂ emission factor (tCO ₂ /MWh) which will be associated with each unit of electricity provided by an electricity system. "The UCR recommends an emission factor of 0.9 tCO ₂ /MWh for the 2014 - 2020 years as a fairly conservative estimate for Indian projects not previously verified under any GHG program. Emission factors for the post 2020 period is to be selected as the most conservative estimate between the national electricity/power authority published data set and UCR default of 0.9 tCO ₂ /MWh". Hence, 0.9 tCO ₂ /MWh is used since latest CEA database version 19.0 recommends the combined emission factor as 0.91 tCO ₂ /MWh which is higher than the UCR recommended emission factor hence following the conservative approach UCR default emission factor has been considered to calculate the emission reduction under conservative approach.
Source of data	https://a23e347601d72166dcd6-16da518ed3035d35cf0439f1cdf449c9.ssl.cf2.rackcdn.com/Documents/UCRStandardNov2021updatedVer2_301121081557551620.pdf
Value applied	0.9
Measurement methods and procedures	-
Monitoring frequency	Ex-ante fixed parameter
Purpose of Data	For the calculation of Emission Factor of the grid

⁶ Details of Energy meters attached in Appendix-3 of this report

Data and Parameters monitored (ex-post monitoring values):

Data / Parameter	$EL_{BL,GR,y}$
Data unit	MWh
Description	Net electricity produced from the co-gen unit that has been supplied to grid in year y
Source of data	NSL records
Measurement procedures (if any):	<p>Here, $EL_{BL,GR,y} = EL_{BL,net,exp}$</p> <p>Where, $EL_{BL,net,exp}$ is the net-export units attributed to CoU calculation, which is estimated assuming that the amount of electricity generated on-site using the bagasse based co-gen unit (limited by the installed capacity of the project) after adjusting all the captive load available in the baseline scenario (on-site and off-site); whereas any import power shall be separately accounted for project emission as prescribed in below sections as per applied methodology.</p> <p>Thus, the overall calculation is simplified as well as the most conservative, defined as follows:</p> $EL_{BL,net,exp} = EL_{co-gen,project} - EL_{cap,n}$ <p>Where:</p> <p>$EL_{co-gen, project}$ = Total electricity produced by the co-gen unit in year y (MWh)</p> <p>$EL_{cap,n}$ = Total captive loads (sum of all the consumption points at the plant), in year y (MWh)</p> <p>Note: These captive loads shall be properly defined during the monitoring period under the UCR MR. The values shall be sourced from the plant records and to be calculated manually as per above equation to arrive at the $EL_{BL,net,exp}$.</p>
Value applied:	74,029 ⁷
QA/QC procedures:	<p>Calibration of the energy meters will be carried out once in five years as per National Standards (as per the provision of CEA, India) and faulty meters will be duly replaced immediately as per the provision of electricity authority.</p> <p>The energy meter details shall be provided and QA/QC requirements shall be addressed during monitoring & verification process.</p>
Any comment:	All the data will be archived till a period of two years from the end of the crediting period.

⁷ Value is taken from ER sheet which is calculate based on the data available at the plant site.

Data / Parameter	EL_{co-gen,project}
Data unit	MWh
Description	Total electricity produced by the co-gen unit in year y
Source of data	NSL records
Measurement procedures (if any):	Direct recording at plant level
Measurement Frequency:	Monthly records
Value applied:	113,573
QA/QC procedures applied:	Calibration of the energy meters will be carried out once in five years as per National Standards (as per the provision of CEA, India) and faulty meters will be duly replaced immediately as per the provision of electricity authority. The energy meter details shall be provided and QA/QC requirements shall be addressed during monitoring & verification process.
Purpose of data:	The Data/Parameter is required to calculate the baseline emission.
Any comment:	All the data will be archived till a period of two years from the end of the crediting period.

Data / Parameter	EL_{cap,n}
Data unit	MWh
Description	Total captive loads (sum of all the consumption points at the plant), in year y
Source of data	NSL records
Measurement procedures (if any):	Direct recording at plant level
Measurement Frequency:	Monthly records
Value applied:	39,544
QA/QC procedures applied:	Calibration of the meters will be carried out once in five years as per National Standards (as per the provision of CEA, India) and faulty meters will be duly replaced immediately as per the provision of electricity authority. The energy meter details shall be provided and QA/QC requirements shall be addressed during monitoring & verification process.
Purpose of data:	The Data/Parameter is required to calculate the baseline emission.
Any comment:	This is the total value for the current monitoring period. All the data will be archived till a period of two years from the end of the crediting period.

Additional Parameters	Only for reporting purposes (not mandatory)
------------------------------	--

- 1) The total amount of bagasse generated by the sugar plant and consumed in the power generation unit is available based on plant records in tonnes.

Ex-post monitored values: Not required for this project activity

- 2) Total amount of steam produced from the co-gen unit, also details of steam going to process and power generation, etc.

Ex-post monitored values: Not required for this project activity

More details summarized below and supporting data sheets are also made available during the verification process.


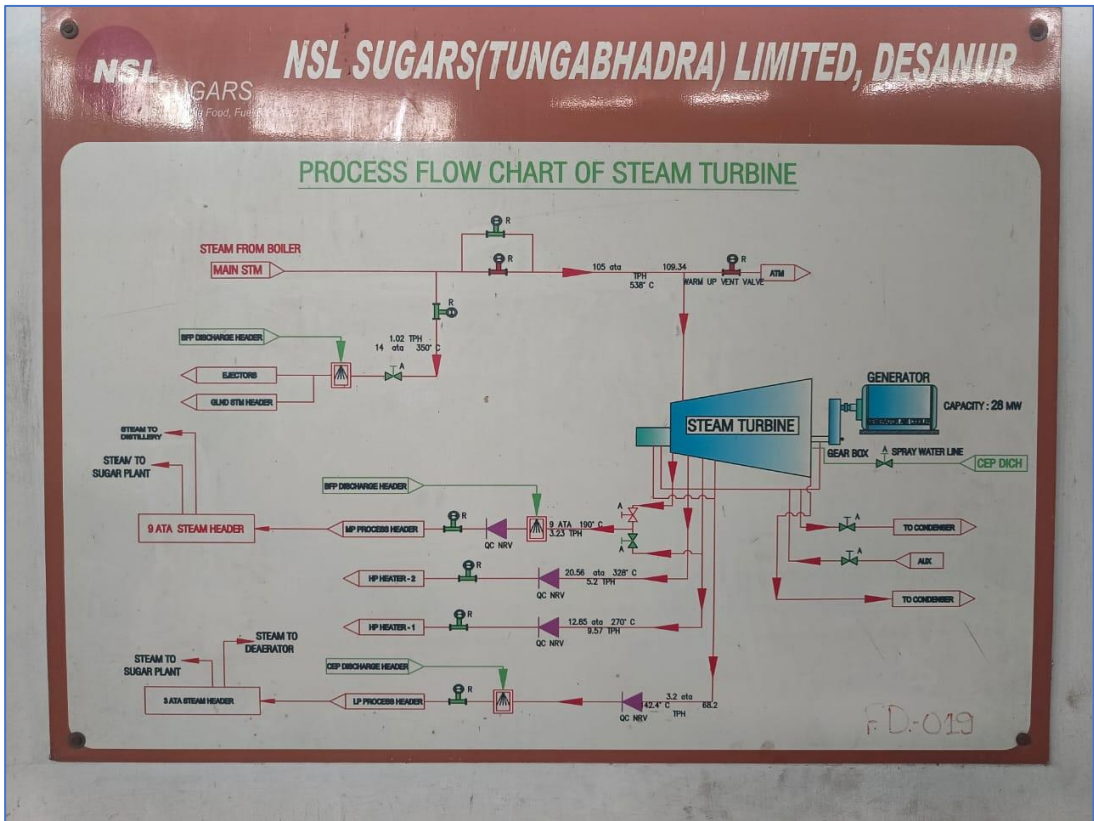
The ER values achieved during the current monitoring period have been reported under the ER sheet. Please refer to the ER sheet calculation model for more details. The summary of the calculated results are included under the Appendix 2 below.

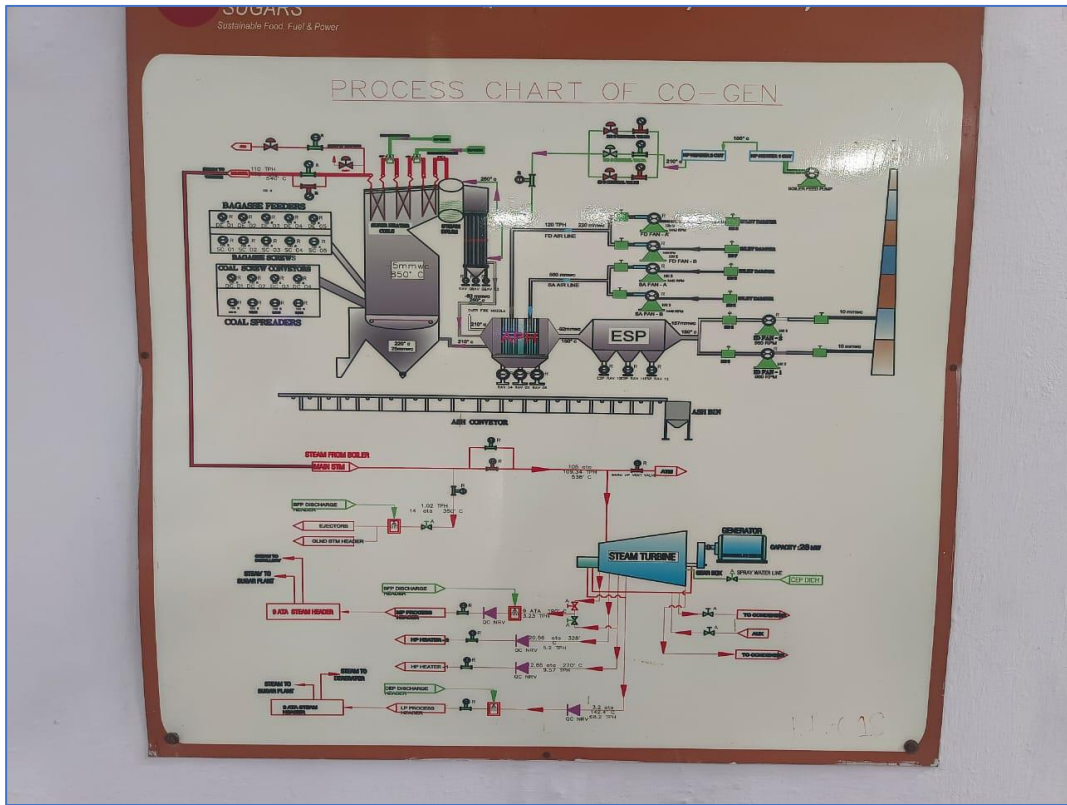
Statement showing Power Generation and consumption report for the year Jan 2013 to Dec 2024

Year (Finance Year)	Power					
	Generation (KWH)	Import	DG	Consumption KWH		Export(KWH)
	28.2MW			Co-gen	Sugar	
From Jan 2013	44315965	61000	664	3632724	4701905	36043000
2013 to 2014	123153223	324315	10903	9801650	8535824	105481988
2014 to 2015	200115000	137000	5069	14779832	9857238	175620000
2015 to 2016	184840483	242000	13977	13743095	11064364	160289001
2016 to 2017	62619000	326960	12325	5455391	6622581	51245000
2017 to 2018	24948000	773275	7028	3162717	6029408	16879500
2018 to 2019	19336000	157500	0	2261522	5089294	12143000
2019 to 2020	0	0	0	0	0	0
2020 to 2021	0	0	0	0	0	0
2021 to 2022	30842846	340500	128	4065009.738	8640212.986	18837000
2022 to 2023	58590000	117000	7910	5878987	12465759	40752000
2023 to 2024	24138000	176050	1492	2517831.9	5976174.1	16164000
Total	772898517	2655600	59496	65298760	78982760.09	633454489

Appendix 1: Plant Photographs







Appendix 2: Summary of the ER calculations:

However, for the Scope 1 (i.e. Biomass co-gen), PP has applied a “Net-to-Gross adjustment of 10%” as per UCR guidance for biomass projects. Therefore, as per UCR Guideline dated 04/10/2023 on default PE's for biomass projects, PP has considered default PE adjustment factor for each vintage. Thus, final Net ER considered for each vintage is as follows:

Year wise ERs/CoUs estimate:				
Year/Description	ER/CoUs for Scope 1 (Biomass co-gen)			Net-to-gross adjustment of 10% as per UCR guidance for biomass projects
	BE (tCO₂)	PE (tCO₂)	Net CoUs (tCO₂e)	Net ERs/CoUs after deduction (tCO₂e)
Year 1 (2013)	94252	221	94031	84628
Year 2 (2014)	157258	119	157139	141425
Year 3 (2015)	143437	186	143250	128925
Year 4 (2016)	75264	232	75032	67529
Year 5 (2017)	10814	393	10421	9379
Year 6 (2018)	7320	0	7320	6588
Year 7 (2019)	10787	0	10787	9708
Year 8 (2020)	0	0	0	0
Year 9 (2021)	4162	192	3970	3573
Year 10 (2022)	27868	88	27779	25001
Year 11 (2023)	34594	176	34419	30977
Year 12 (2024)	0	0	0	0
Total =	565755	1607	564148	507733

Detailed calculations and related parameters shall be referred from the ER sheet.

Appendix 3: Energy Meter Details:

Main Meter	Check Meter	Date of Calibration	Validity of Calibration
KA903483	KA903484	23/05/2013	22/05/2018
Meters were replaced on 14/07/2014			
14190549	14190565	14/07/2014	13/07/2019
14190549	14190565	17/05/2016	16/05/2021
14190549	14190565	23/01/2019	22/01/2024
14190549	14190565	13/09/2021	12/09/2026
Meters were replaced on 26/04/2023			
23002908	23002904	26/04/2023	25/04/2028